

Downloading data from the I CAN Online Tracker




helps children
communicate

[ican.org.uk](https://www.ican.org.uk)



Creating an Excel spreadsheet



The screenshot shows the I CAN website interface. On the left is a navigation menu with the following items: Home, Setting/School, Add Child, Add Group, Report (highlighted with an orange circle and a grey arrow), and Contact Us. The main content area is titled 'Groups' and lists several group entries: Andrea Summer training 2017, Autumn 1, Autumn 17, Autumn 17, Autumn 17 YR, Autumn 2 Intervention, and Autumn 2 Intervention.



helps children
communicate

[ican.org.uk](https://www.ican.org.uk)



Creating an Excel spreadsheet

Set the filters for the right Tracker



helps children communicate

Reports

Programme: Early Talk Boost (3-4 years) | Tracker: Early Talk Boost Tracker 2016 | Setting: - Select Setting - | Group: - Select Group -

Child is enrolled: - Any - | Gender: - Any - | Birth Date: -Month - -Year - | Start date: - Any - | SEN Register: - Any -

End date: -Month - -Year - | Age of Child when he/she took the assessment: []

Start date: -Day - -Month - -Year - | End date: -Day - -Month - -Year - | No. of Submissions: 2

School Year: - All - | Select display: CSV | Report Introduction | Child Attitude Graph | Submit | Reset

Pre = 1 / Pre & Post = 2

ican.org.uk



Creating an Excel spreadsheet

Select number of Submissions to 2 (for both assessments)

Select CSV as the display option



helps children communicate

Reports

Programme: Early Talk Boost (3-4 years) | Tracker: Early Talk Boost Tracker 2016 | Setting: - Select Setting - | Group: - Select Group -

Child is enrolled: - Any - | Gender: - Any - | Birth Date: -Month - -Year - | Start date: - Any - | SEN Register: - Any -

End date: -Month - -Year - | Age of Child when he/she took the assessment: []

Start date: -Day - -Month - -Year - | End date: -Day - -Month - -Year - | No. of Submissions: 2 (circled in orange)

School Year: - All - | Select display: CSV (circled in orange) | Report Introduction | Child Attitude Graph | Submit | Reset

Pre = 1 / Pre & Post = 2

ican.org.uk



Creating an Excel spreadsheet

Click Submit



helps children communicate

Reports

Programme Early Talk Boost (3-4 years) **Tracker** Early Talk Boost Tracker 2016 **Setting** - Select Setting - **Group** - Select Group -

Child is enrolled - Any - **Gender** - Any - **Birth Date** -Month - -Year - **Start date** -Month - -Year - **End date** -Month - -Year - **Receipt of child premium** - Any - **SEN Register** - Any -

Age of Child when he/she took the assessment

Start date -Day - -Month - -Year - **End date** -Day - -Month - -Year - **No. of Submissions** 2
Pre = 1 / Pre & Post = 2

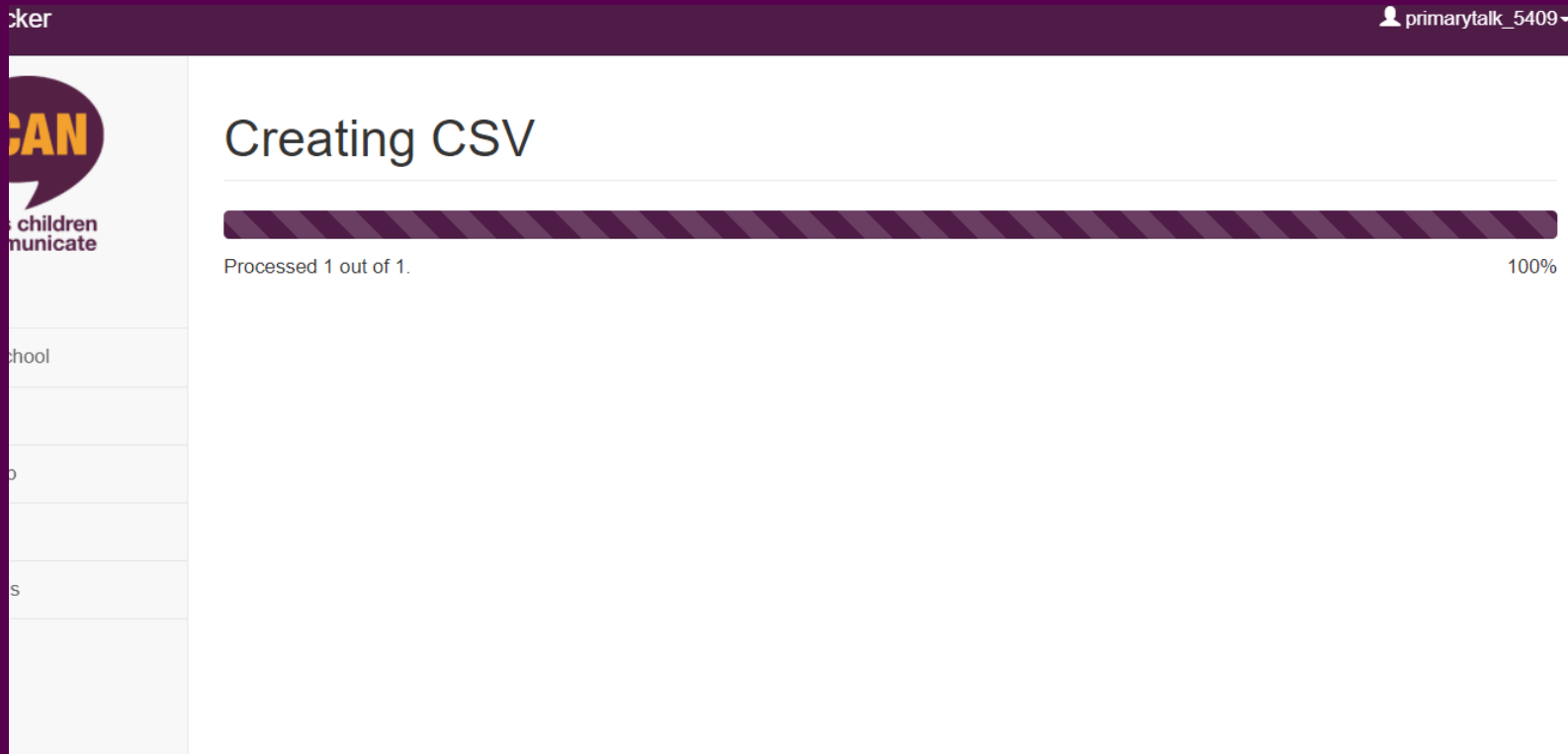
School Year - All - **Select display** CSV Report Introduction Child Attitude Graph **Submit** **Reset**

ican.org.uk



Creating an Excel spreadsheet

The screen should create the CSV file, which may take a while depending on the size of the file



helps children
communicate

[ican.org.uk](https://www.ican.org.uk)



Creating an Excel spreadsheet

The data will be available as a link, click on the link



helps children communicate

Reports

CSV successfully created.

Click the link to download it: <https://icantracker.org.uk/sites/default/files/ICAN%20Report-Early%20Talk%20Boost%20%283-4%20years%29-1620310190.csv>

Select the wanted Programme.

Programme

- Select Programme -

Tracker

- First select Programme -

Setting

- Select Setting -

Group

- Select Group -

Child is enrolled

- Any -

Gender

- Any -

Birth Date

-Month -

-Year -

Start date

-Month -

-Year -

End date

Receipt of child premium

- Any -

SEN Register

- Any -

Age of Child when he/she took the assessment

ican.org.uk



Data in an Excel spreadsheet

The data will open up in an Excel spreadsheet
You can now save this



helps children
communicate

| Child initial/ID | Assessment date | School | Program | Group | Teacher | Teacher ei | Gender | First Lang | SEN? | Child Pren | Date of birth | Before/After | Total score | 1. Can the | 2. Can the | 3. Does th | 4 |
|------------------|-----------------|------------|------------|------------|-----------|------------|--------|------------|------|------------|---------------|--------------|-------------|------------|------------|------------|---|
| AB13082016 | 02-Nov-20 | Tracker de | Early Talk | year group | primaryta | primaryta | Male | en | N | N | ##### | Before inter | 26 | 1 | 0 | 2 | |
| AB13082016 | 02-Nov-20 | | | | | | | | | | | After inter | 64 | 2 | 1 | 2 | |
| bc14102016 | 04-Sep-20 | Tracker de | Early Talk | foxes 1 | primaryta | primaryta | Male | en | Y | Y | 14-Oct-16 | Before inter | 31 | 1 | 0 | 1 | |
| bc14102016 | 02-Nov-20 | | | | | | | | | | | After inter | 66 | 2 | 2 | 1 | |
| ZZ15102016 | 03-Sep-20 | Tracker de | Early Talk | bluebirds | primaryta | primaryta | Male | en | Y | Y | 15-Oct-16 | Before inter | 21 | 2 | 1 | 1 | |
| ZZ15102016 | 03-Nov-20 | | | | | | | | | | | After inter | 72 | 2 | 2 | 2 | |
| qq07112016 | 07-Sep-20 | Tracker de | Early Talk | badgers | primaryta | primaryta | Male | en | Y | Y | ##### | Before inter | 17 | 0 | 1 | 0 | |
| qq07112016 | 03-Nov-20 | | | | | | | | | | | After inter | 72 | 2 | 1 | 2 | |
| pq10112016 | 12-Aug-20 | Tracker de | Early Talk | owls | primaryta | primaryta | Male | en | N | Y | ##### | Before inter | 20 | 0 | 1 | 0 | |
| pq10112016 | 04-Nov-20 | | | | | | | | | | | After inter | 62 | 2 | 1 | 2 | |

ican.org.uk



Creating a PDF report



The screenshot shows the ICAN web application interface. On the left is a navigation menu with the following items: Home, Setting/School, Add Child, Add Group, Report (highlighted with an orange circle and a dark arrow), and Contact Us. The main content area is titled 'Groups' and lists several group entries: Andrea Summer training 2017, Autumn 1, Autumn 17, Autumn 17, Autumn 17 YR, Autumn 2 Intervention, and Autumn 2 Intervention.



helps children
communicate

[ican.org.uk](https://www.ican.org.uk)



Creating a PDF report

Set the filters for the right Tracker



helps children communicate

Reports

Select the wanted Programme.

| | | | | | |
|------------------------------|---------------------------------|--|---|---------------------------|---------------|
| Programme | Tracker | Setting | Group | Child is enrolled | Gender |
| Early Talk Boost (3-4 years) | - All - | - All Schools - | - First select Setting - | - Any - | - Any - |
| Birth Date | Receipt of child premium | SEN Register | Age of Child when he/she took the assessment | | |
| -Month - -Year - | - Any - | - Any - | | | |
| Start | End date | Start date | End date | No. of Submissions | |
| -Month - -Year - | -Day - -Month - -Year - | -Day - -Month - -Year - | -Day - -Month - -Year - | 2 | |
| School Year | Select display | <input checked="" type="checkbox"/> Report Introduction <input type="checkbox"/> Child Attitude Graph | | | |
| - All - | Charts | Submit Reset | | | |

ican.org.uk



Creating a PDF report

Select number of Submissions to 2 (for both assessments)

Select Charts as the display option



helps children communicate

Reports

Select the wanted Programme.

| | | | | | |
|------------------------------|---------------------------------|---|---|--------------------------|---------------|
| Programme | Tracker | Setting | Group | Child is enrolled | Gender |
| Early Talk Boost (3-4 years) | - All - | - All Schools - | - First select Setting - | - Any - | - Any - |
| Birth Date | Receipt of child premium | SEN Register | Age of Child when he/she took the assessment | | |
| -Month -Year - | - Any - | - Any - | | | |
| -Month -Year - | Start date | End date | Number of Submissions | | |
| | -Day -Month -Year - | -Day -Month -Year - | 2 | | |
| | | | Pre = 1 / Pre & Post = 2 | | |
| School Year | Select display | <input checked="" type="checkbox"/> Report Introduction | <input type="checkbox"/> Child Attitude Graph | Submit | Reset |
| - All - | Charts | | | | |

ican.org.uk



Creating a PDF report

Click Submit



helps children communicate

Reports

Select the wanted Programme.

| | | | | | |
|------------------------------------|---------------------------------|---|---|--------------------------|---------------|
| Programme | Tracker | Setting | Group | Child is enrolled | Gender |
| Early Talk Boost (3-4 years) ▾ | - All - ▾ | - All Schools - ▾ | - First select Setting - ▾ | - Any - ▾ | - Any - ▾ |
| Birth Date | Receipt of child premium | SEN Register | Age of Child when he/she took the assessment | | |
| -Month ▾ -Year ▾ Start date | - Any - ▾ | - Any - ▾ | | | |
| -Month ▾ -Year ▾ End date | Start date | End date | No. of Submissions | | |
| | -Day ▾ -Month ▾ -Year ▾ | -Day ▾ -Month ▾ -Year ▾ | 2 | | |
| | | | Pre = 1 / Pre & Post = 2 | | |
| School Year | Select display | <input checked="" type="checkbox"/> Report Introduction <input type="checkbox"/> Child Attitude Graph | | | |
| - All - ▾ | Charts ▾ | Submit Reset | | | |

ican.org.uk

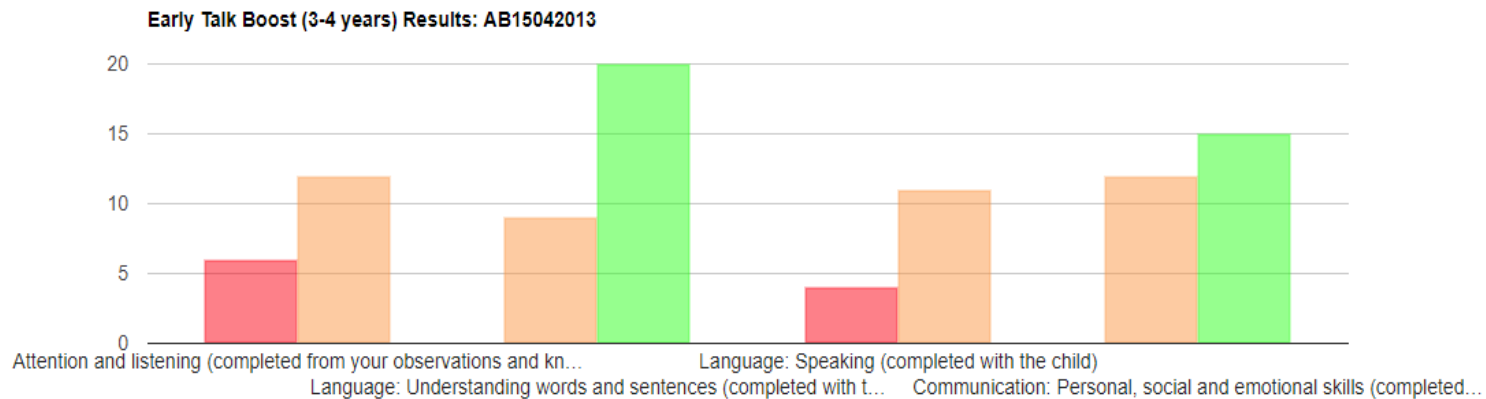


Creating a PDF report

The data will be shown in the following format



helps children communicate



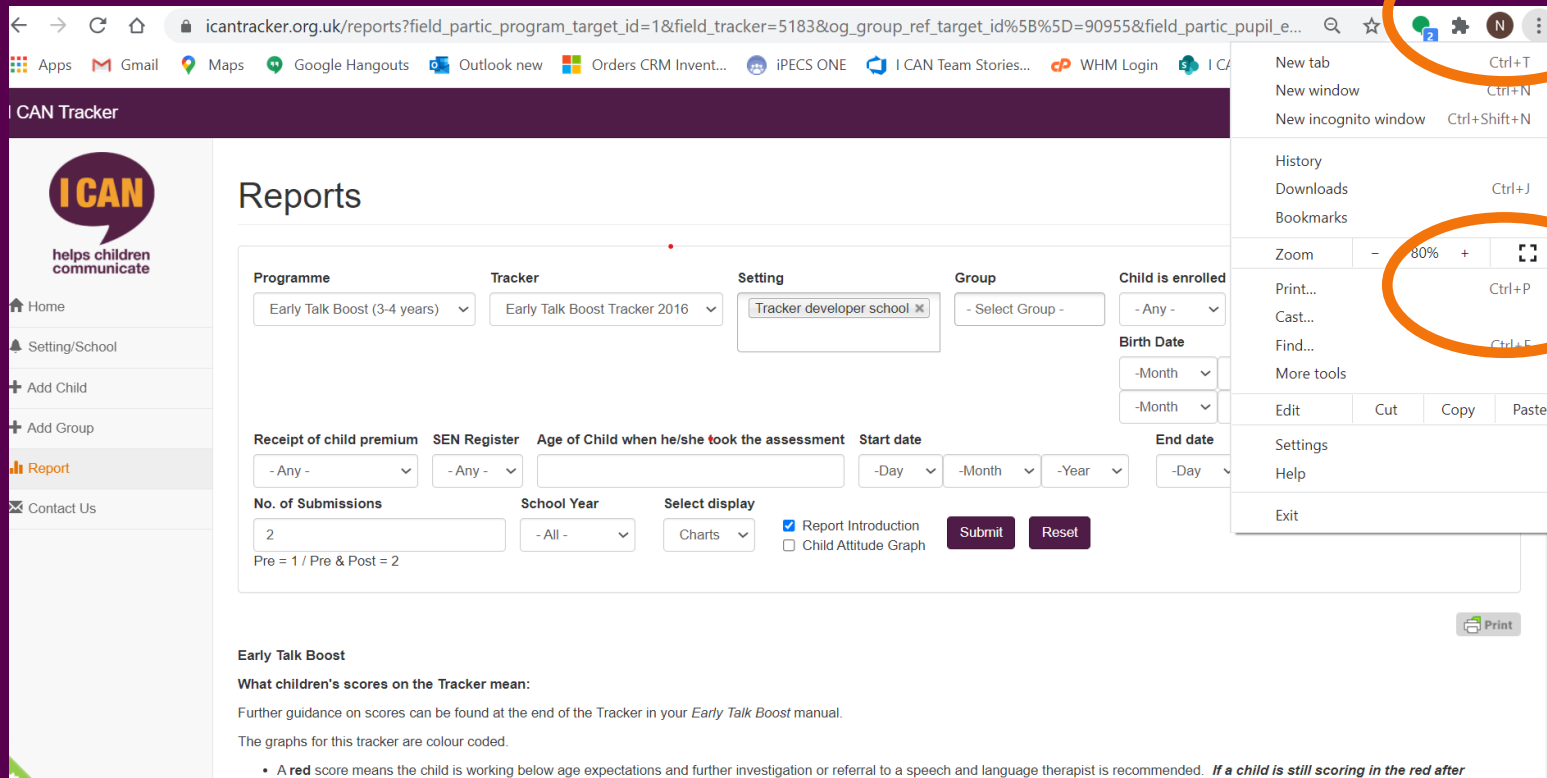
| Section | Before intervention | After intervention |
|---|---------------------|--------------------|
| Attention and listening (completed from your observations and knowledge) | 6/20 | 12/20 |
| Language: Understanding words and sentences (completed with the child) | 9/20 | 20/20 |
| Language: Speaking (completed with the child) | 4/20 | 11/20 |
| Communication: Personal, social and emotional skills (completed from your observations and knowledge) | 12/20 | 15/20 |

[ican.org.uk](https://www.ican.org.uk)



Creating a PDF report

Click Print to download a copy of the report



The screenshot shows the I CAN Tracker website interface. The browser's print menu is open, with the 'Print...' option highlighted by an orange circle. The website content includes a sidebar with the I CAN logo and navigation options like Home, Setting/School, Add Child, Add Group, Report, and Contact Us. The main area is titled 'Reports' and contains several filter dropdowns: Programme (Early Talk Boost (3-4 years)), Tracker (Early Talk Boost Tracker 2016), Setting (Tracker developer school), Group (- Select Group -), and Child is enrolled (- Any -). Below these are fields for Receipt of child premium, SEN Register, Age of Child when he/she took the assessment, Start date, Birth Date, and End date. There are also input fields for No. of Submissions (2) and School Year (- All -), along with a Select display dropdown (Charts) and checkboxes for Report Introduction and Child Attitude Graph. A Submit button and a Reset button are visible. At the bottom right of the page, there is a Print button. The footer contains the text: 'Early Talk Boost What children's scores on the Tracker mean: Further guidance on scores can be found at the end of the Tracker in your Early Talk Boost manual. The graphs for this tracker are colour coded. • A red score means the child is working below age expectations and further investigation or referral to a speech and language therapist is recommended. If a child is still scoring in the red after'.



helps children communicate

ican.org.uk



Select the print option on your browser or use Ctrl+P

Creating a PDF report

Select the Save as PDF option, from the print menu (please note your browser may be different)

The screenshot shows the I CAN Tracker report interface. On the left, there is a report titled 'Reports | I CAN Tracker' with a sub-section 'Early Task Boost'. The report contains text explaining what children's scores mean, a bar chart titled 'Early Task Boost (3-4 years) Results: AB13002016', and a table comparing scores before and after intervention. On the right, a print menu is open, showing options for 'Destination', 'Pages', 'Layout', and 'More settings'. The 'Save as PDF' option is highlighted in an orange circle. At the bottom of the print menu, the 'Save' button is also highlighted in an orange circle.

| Section | Before intervention | After intervention |
|---|---------------------|--------------------|
| Attention and listening (completed from your observations and knowledge) | 7/20 | 16/20 |
| Language: Understanding words and sentences (completed with the child) | 6/20 | 17/20 |
| Language: Speaking (completed with the child) | 7/20 | 15/20 |
| Communication: Personal, social and emotional skills (completed from your observations and knowledge) | 8/20 | 19/20 |



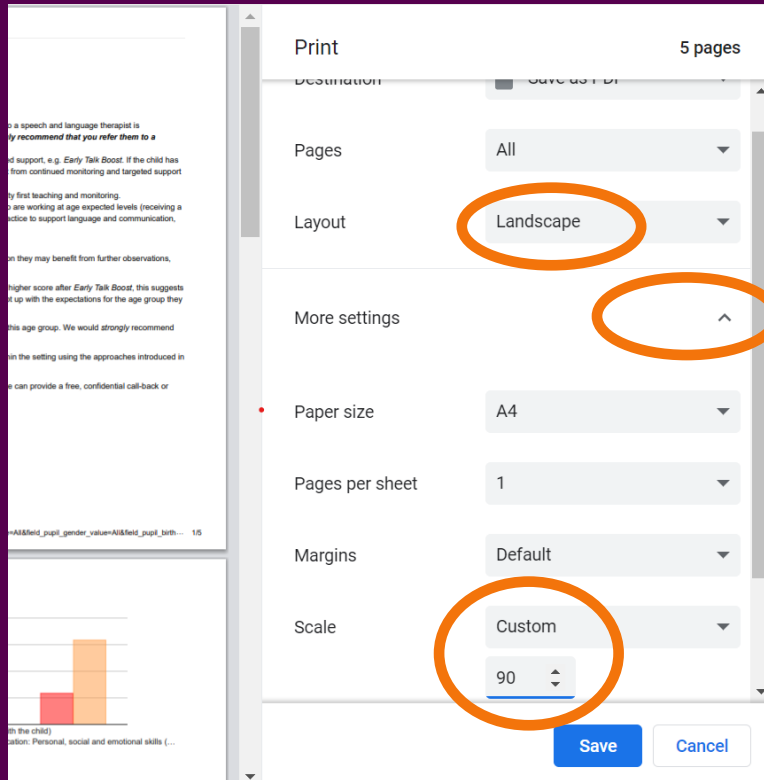
helps children communicate

[ican.org.uk](https://www.ican.org.uk)



Select Save and save to your files

PDF – Troubleshooting



If in your browser, the graphs do not fully appear. You can
Select the Landscape layout option
Choose more settings
Click on Scale and reduce size i.e to 90%



helps children
communicate

[ican.org.uk](https://www.ican.org.uk)



**If you have any questions
please contact I CAN on:**

tracker@ican.org.uk

020 7843 2515



**helps children
communicate**

ican.org.uk

